



# A 3174 DANTE® 2CH LINE INPUT ADAPTER



## User Manual

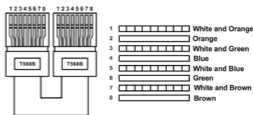
## Overview

This Dante® 2CH Bluetooth Input Adapter is an audio transmitter based on the Dante® Ultimo 2x2. It converts two channel Bluetooth audio into Dante® 2CH digital audio, then transmits the audio to the receiving end through network (Dante®).

The adapter supports local USB-C port power supply and PoE function.

## Caution

The product requires the use of UTP connectors. Please connect in direct interconnection method and do not cross connect.



**Direct Interconnection Method**

## Features

- Two-channel analog audio to Dante® 2CH digital audio
- Balanced/unbalanced analog audio input
- Dante® audio sampling rate supports 44.1/48/88.2/96KHz@24bit
- Dante® audio delay supports 1/2/5ms (configurable)
- Analog audio input supports 5-level sensitivity adjustment (+24dBu, +4dBu, 0dBu, 0dBv, -10dBv)
- Supports local USB-C port power supply and PoE function (Class 0 802.3af PoE)
- Compact design for easy and flexible installation

## Package Contents

- 1x Dante® 2CH Line Input Adapter
- 1x 6pin-3.5mm Phoenix Connector (male)
- 2x Hook & Loop Ties
- 1x User Manual

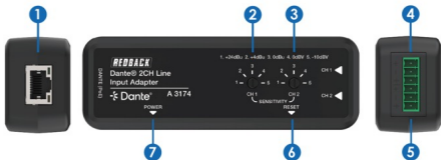
## Specifications

Technical		
Input	Two-channel balanced/unbalanced analog audio	
Output	Dante® 2CH digital audio	
Control Method	Dante® Controller	
Network Bandwidth	100Mbps	
Audio Latency	Configurable Dante® device latency (Supports 1, 2 or 5ms configurable using Dante® Controller)	
Audio Formats	LINE IN [Analog audio input, Balanced/unbalanced 2CH, Max input level +24dBu] DANTE OUT [Digital audio output, PCM 2CH 44.1K-96KHz 16/24bit]	
Audio Parameters	<b>LINE IN</b>	
	Input Impedance	20k Ohm balanced 10k Ohm unbalanced
	Line Input Level (Maximum)	+24dBu (12.28Vrms) @ balanced audio +18dBu (6.15Vrms) @ unbalanced audio
	Frequency Response	20Hz to 20kHz (-/+0.5dB)
	Dynamic Range	>100dB@0dBu, 1kHzA-weighted
	Audio S/N Ratio	>100dB@0dBu, 1kHzA-weighted
	Audio THD+N	< 0.01% at +4dBu, 1KHz
	Audio Output Sync Delay	<10ms

## Specifications (continued)

Transmission Distance	100m (CAT6/6A/7)
ESD Protection	IEC 61000-4-2: ±8kV (Air-gap discharge) & ±4kV (Contact discharge)
<b>Connection</b>	
Input port	2x CH1/CH2 LINE IN [6pin-3.5mm phoenix connector] 1x POWER [USB-C power and firmware update port, 12-pin female]
Output port	1x DANTE [RJ45 connector, PoE]
Others	1x RESET button [System reboot button] 2x SENSITIVITY knob [5-level dip switch]
<b>Mechanical</b>	
Housing	Metal Enclosure
Color	Black
Dimensions	115mm [W] x 40mm [D] x 28 mm [H]
Weight	94g
Power Supply	USB input: 5V/500mA PoE input: PoE IEEE802.3af Class 0
Power Consumption	2W (Max)
Operating Temperature	0°C ~ 40°C
Storage Temperature	-20°C ~ 60°C
Operating Humidity	20% ~ 80% RH (relative humidity, non-condensing)
Storage Humidity	10% ~ 90% RH (relative humidity, non-condensing)

## Operation Controls and Functions

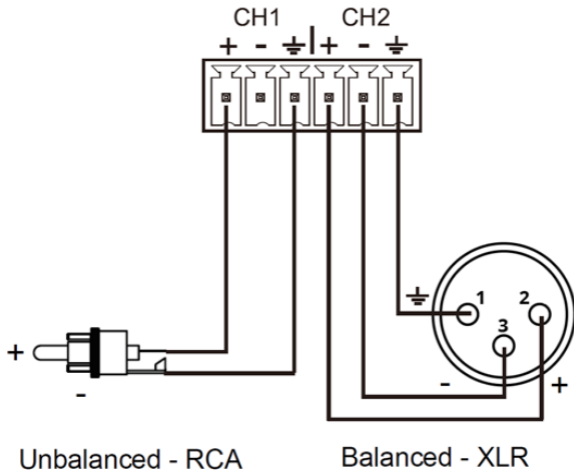


No	Name	Function
1	DANTE (PoE) port	Dante® digital audio output port, connected to the Network Switch through RJ45 line, supporting PD power supply. The green LINK LED is always on after normal connection. The yellow DATA LED is flashing when there is data transmission.
2	CH1 Knob	The 5-level sensitivity adjustment knob for analog audio input channel 1. The knob arrows indicate: 1. +24dBu, 2. + 4dBu, 3. 0dBu, 4. 0dBv, 5. -10dBv.
3	CH2 Knob	The 5-level sensitivity adjustment knob for analog audio input channel 2. The knob arrows indicate: 1. +24dBu, 2. + 4dBu, 3. 0dBu, 4. 0dBv, 5. -10dBv.
4	CH1 port	Balanced/unbalanced analog audio input port 1, connected to the analog audio source device.
5	CH2 port	Balanced/unbalanced analog audio input port 2, connected to the analog audio source device.
6	RESET button	Press this button to reboot the unit.
7	POWER port	USB-C port with following two functions: (1) USB-C 5V/500mA power input port. (2) Firmware update port.

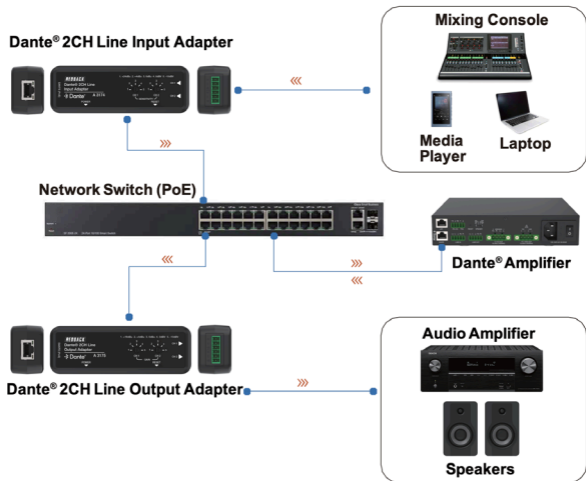
*Note: The RESET button can only be used for device reboot, and device reset setting needs to be done through the Dante® Controller.*

## Wiring Configuration

The connection methods for balanced and unbalanced analog audio ports are as follows:



## Application Example



## Trademarks

Dante® is registered trademark of Audinate Pty Ltd. All other trademarks are the property of their respective owners.

## Warranty Statement

Altronic Distributors warrants this product for one year from date of purchase from Altronics or its resellers to the consumer. If this item is part of an installation or another product, please contact the installer or supplier for your warranty.

During the warranty period, we undertake to repair or replace your product at no charge if found to be defective due to a manufacturing fault. The warranty excludes damage by misuse or incorrect installation (i.e. failure to install and operate device according to specifications in the supplied instruction manual), neglect, shipping accident, or no fault found, nor by use in a way or manner not intended by the supplier.

For repair or service please contact your **PLACE OF PURCHASE**.

If this item was purchased directly from Altronics please make a warranty claim by:

FOR MAIL ORDER CUSTOMERS (includes school and trade orders),

- a. Ringing us on 08 9428 2122 and quoting your tax invoice number.
- b. Upon contacting Altronics, we will issue an R.A. (Return Authorisation). As Altronics have a number of service agents throughout Australia, a copy of the R.A. will be emailed, faxed or mailed to you with full instructions of how and where to send the goods. The freight for shipping goods back to Altronics for all repairs is at the customers expense.
- c. A copy of the R.A. form, (or at the very minimum, the R.A. number) must accompany the goods to effect the repair.
- d. Altronics will pay the return freight to the customer where the warranty claim has been accepted.
- e. Please quote the R.A. number in any correspondence to us.

FOR OVER THE COUNTER PURCHASES to make a warranty claim, please return the goods to us in any of our stores, with a copy of your proof of purchase (tax invoice).

- a. Upon leaving the goods at one of our stores, an R.A. number will be issued to you.
- b. Once repaired, you will be contacted, advising that the goods are ready to be collected from the store.

It is at Altronics discretion as to whether the goods will be repaired or replaced (whilst under warranty); and as to whether identical goods will be used to replace the item due to changes of models / products.

Note: Under no circumstances should you attempt to repair the device yourself or via a non-authorised Altronics service centre, as this will invalidate the warranty!

Our goods come with guarantees that cannot be excluded under the Australian Consumer Law. You are entitled to a replacement or refund for a major failure and for compensation for any other reasonably foreseeable loss or damage. You are also entitled to have the goods repaired or replaced if the goods fail to be of acceptable quality and the failure does not amount to a major failure.

Distributed by Altronic Distributors Pty. Ltd. Perth. Western Australia.  
08 9428 2122 Internet: [www.altronics.com.au](http://www.altronics.com.au)